




# Safety Inspection Report

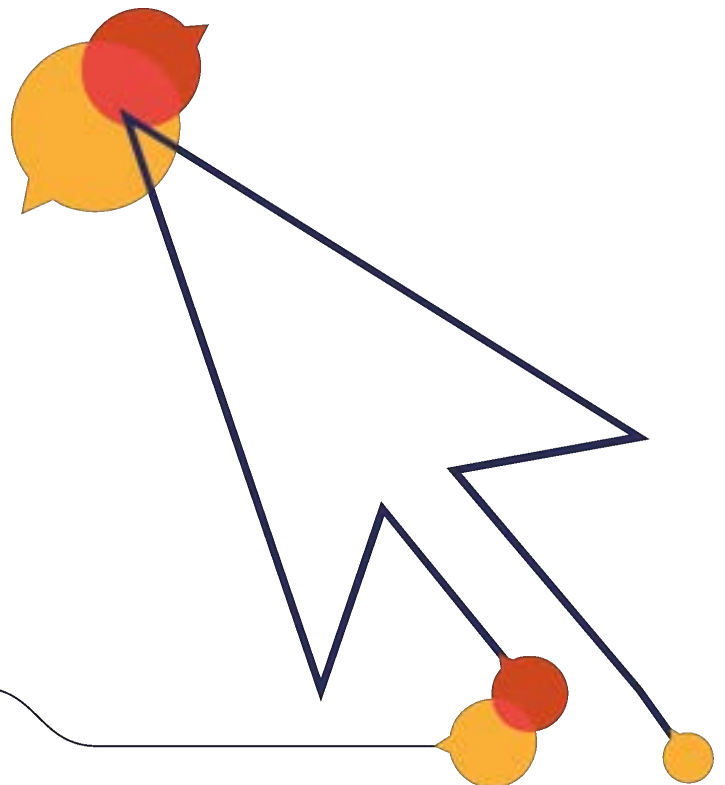
Annual Inspection

## Ewshot Recreation Ground



Ewshot Parish Council

28 May 2024



# Safety Inspection Report

## Annual Inspection

Site name: **Ewshot Recreation Ground**  
Date of inspection: **28 May 2024**  
Inspector: **Jonathan Peters**



### Boundary

Innate risk score:

 3

Description	Tasks	Risk score
-------------	-------	------------

Timber is decayed.

Replace affected parts.

 4

### Gates

Innate risk score:

 4

Description	Tasks	Risk score
-------------	-------	------------

No Findings

### Seating

Innate risk score:

 3

Description	Tasks	Risk score
-------------	-------	------------

Ground erosion present.

Repair the worn areas.

 4

### Shelter

Innate risk score:

 3

Description	Tasks	Risk score
-------------	-------	------------

Life expectancy is 5 to 8 years, depending upon volume of users and level of vandalism.

No reasonably practicable action is identified.

 0

### Signage

Innate risk score:

 2



Description	Tasks	Risk score
-------------	-------	------------

No Findings

## Cableway

Innate risk score:



 6

Description	Tasks	Risk score
Cables have been known to fail under load due to wear and corrosion. This is generally where the cable enters into a tube, top bar, sleeve or similar, where the wire is in contact and wears and frays over time, but can happen anywhere on the cable. It is	Conduct an appropriate dismantling inspection.	 13
Life expectancy is 8 to 10 years, depending upon volume of users and level of vandalism.	No reasonably practicable action is identified.	 0

## Swing - Toddler - 1 Bay 2 Seat

Innate risk score:


 4

Description	Tasks	Risk score
The covers should be removed from the fitting at the top of the chain annually and the shackle bolt should be checked for wear. Check the security of the fittings too.	Replace at 70% of original diameter (30% wear).	 9
Life expectancy is 8 to 10 years, depending upon volume of users and level of vandalism.	No reasonably practicable action is identified.	 0

## Swing - Basket

Innate risk score:



 8

Description	Tasks	Risk score
Life expectancy is over 10 years, depending upon volume of users and level of vandalism.	No reasonably practicable action is identified.	 0

## Multiplay - Junior

Innate risk score:



 7

Description	Tasks	Risk score
RoSPA is concerned by accidents on some types of overhead ladders and rings. However, there is a strong development value in these items.	The protective surface under all bars and rings must be kept in good condition.	 7
Life expectancy is 8 to 10 years, depending upon volume of users and level of vandalism.	No reasonably practicable action is identified.	 0

### Play Feature - Squirrel

Innate risk score:



 4

Description	Tasks	Risk score
Timber is decayed.	Check on a routine basis.	 5
Life expectancy is 5 to 8 years, depending upon volume of users and level of vandalism.	No reasonably practicable action is identified.	 0

### Slide - Embankment - Large

Innate risk score:



 5

Description	Tasks	Risk score
The barrier height is below the minimum of 700 mm, when measured from the surface of the platform, stairs or ramp.	The unit was installed prior to the publication of the current standards. There is no requirement to make retrospective changes.	 4
Life expectancy is over 10 years, depending upon volume of users and level of vandalism.	No reasonably practicable action is identified.	 0

### Slide - Embankment - Small

Innate risk score:


 5

Description	Tasks	Risk score
Bird fouling present.	It is recommended that playground equipment be regularly checked for bird fouling - if found, the affected items should be cleaned with a disinfectant solution.	 3
Life expectancy is 8 to 10 years, depending upon volume of users and level of vandalism.	No reasonably practicable action is identified.	 0

### Carousel - Supernova

Innate risk score:

 5

Description	Tasks	Risk score
Life expectancy is 8 to 10 years, depending upon volume of users and level of vandalism.	No reasonably practicable action is identified.	 0

### Multiplay - Toddler


Innate risk score:

 4

Description	Tasks	Risk score
Cap missing.	Replace.	 4

## Primary Items Summary



---

Life expectancy is 8 to 10 years, depending upon volume of users and level of vandalism. No reasonably practicable action is identified.  0

### Play Tunnel

Innate risk score:


 4

Description	Tasks	Risk score
Surface is wearing.	Monitor for significant deterioration and rectify when necessary.	 2
Life expectancy is 8 to 10 years, depending upon volume of users and level of vandalism.	No reasonably practicable action is identified.	 0

### Rocker - Seesaw

Innate risk score:




 4

Description	Tasks	Risk score
Life expectancy is 8 to 10 years, depending upon volume of users and level of vandalism.	No reasonably practicable action is identified.	 0

### Rockers x 2

Innate risk score:



 4

Description	Tasks	Risk score
There are natural splits / shakes in the timbers.	Monitor and sand back any splintered edges as required.	 4
Fixtures loose or missing.	Tighten.	 3
Life expectancy is 8 to 10 years, depending upon volume of users and level of vandalism.	No reasonably practicable action is identified.	 0

### Rotator - Pirouettes x 3

Innate risk score:

 4

Description	Tasks	Risk score
There is wear in the bearings.	Monitor and replace when necessary.	 3
Life expectancy is 8 to 10 years, depending upon volume of users and level of vandalism.	No reasonably practicable action is identified.	 0

## How to read your report

The assets on site are categorised as **Ancillary Items** or **Play Items**, and listed under those headings.

Each item is listed in the style shown in the image below, which contains labels to aid interpretation as follows:

- 1) The name of the asset
- 2) The manufacturer of the asset, if known,
- 3) The innate or default risk score of the asset, assuming it has no faults and complies with standards,
- 4) The actual risk score of the asset at the time of inspection, being the highest of the finding risks or the innate risk,
- 5) A statement about whether the item complies with the appropriate standards, including the names of those standards,
- 6) Details about findings, if any, including what is wrong (Description), what to do about it (Tasks), notes to aid understanding (Notes), and photograph(s) of the issue.

The screenshot shows a report interface for 'Primary Items'. It includes a 'Sample Asset Name' field (1), a 'Manufactured by Manufacturer Name' field (2), a large 'asset image here' placeholder (3), a risk level indicator (4) showing 'Low' and 'Potential risk score reduction: 1', a 'Standards' section (5) listing 'EN 1176-1:2007, EN 1176-2:2017', a 'Finding' section (6) with 'Description', 'Tasks', and 'Note' fields, and two 'asset image here' placeholders for 'Finding Photos'. A large 'EXAMPLE' watermark is overlaid on the image.

Primary Items

**Sample Asset Name**

Manufactured by Manufacturer Name

asset image here

Risk level: Low  
Potential risk score reduction: 1  
Remedial tasks: 1

Standards:  
EN 1176-1:2007, EN 1176-2:2017  
The item and its surfacing (where applicable) meet with the requirements of the relevant standards.

**Finding**

Description  
Item is rusting in places.

Tasks  
Replace.

Note  
Two of the frame washers are rusting.

Finding Photos

asset image here      asset image here

Inspection: 143000141194. Report produced on 16/11/2019 at 13:10:01



# Boundary



**Innate risk level**

**Actual risk level**

**Risk level:**  
Low

**Potential risk score reduction:**  
1

**Remedial tasks:**  
1

## Maintenance Finding

### Description

Timber is decayed.

### Tasks

Replace affected parts.

**Risk level:**

Low

**Risk score:**

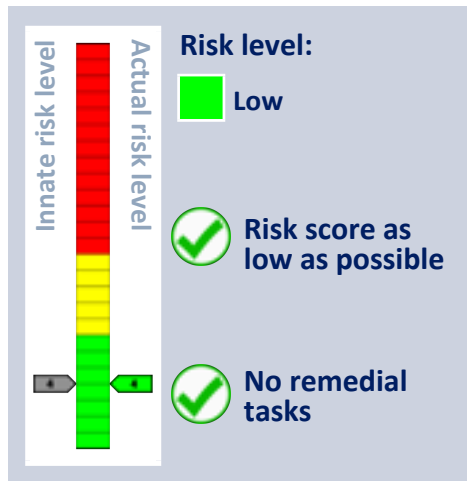
4

### Finding Photos





# Gates



# Seating



**Innate risk level**

**Actual risk level**

**Risk level:**  
Low

**Potential risk score reduction:**  
1

**Remedial tasks:**  
1

## Maintenance Finding

### Description

Ground erosion present.

### Tasks

Repair the worn areas.

**Risk level:**  
Low

**Risk score:**  
4

### Finding Photos



# Shelter



**Innate risk level**

**Actual risk level**

**Risk level:**  
Very low

Risk score as low as possible

**Remedial tasks:**  
1

## Description

Life expectancy is 5 to 8 years, depending upon volume of users and level of vandalism.

## Tasks

No reasonably practicable action is identified.

**Risk level:**  
Very low

**Risk score:**  
0

## Finding Photos



# Signage



**Risk level:**

**Innate risk level** **Actual risk level**

**Very low**

**Risk score as low as possible**

**No remedial tasks**



# Cableway

Manufactured by (Unknown)



**Innate risk level**

**Risk level:**  
■ High

**Potential risk score reduction:**  
■ 7

**Remedial tasks:**  
2



## Standards:



EN 1176-1:2017+A1:2023, EN 1176-4:2017

The item and its surfacing (where applicable) meet with the requirements of the relevant standards.

## Maintenance Finding

### Description

Cables have been known to fail under load due to wear and corrosion. This is generally where the cable enters into a tube, top bar, sleeve or similar, where the wire is in contact and wears and frays over time, but can happen anywhere on the cable. It is important to inspect any hidden parts at least annually. Damaged cables require replacement. This cannot be determined during an annual inspection, and is excluded from our inspection. This can lead to a high risk if no action is taken. Refer to the manufacturer's instructions to ensure the correct check is carried out.

Risk level:

High

Risk score:

13

### Tasks

Conduct an appropriate dismantling inspection.

### Finding Photos



### Description

Life expectancy is 8 to 10 years, depending upon volume of users and level of vandalism.

Risk level:

Very low

### Tasks

No reasonably practicable action is identified.

Risk score:

0

### Finding Photos



# Multiplay - Junior

Manufactured by Kompan Ltd



**Risk level:**  
Low

**Risk score as low as possible**

**Remedial tasks:**  
2



## Standards:



EN 1176-1:2017+A1:2023

The item and its surfacing (where applicable) meet with the requirements of the relevant standards.

## Maintenance Finding

### Description

RoSPA is concerned by accidents on some types of overhead ladders and rings. However, there is a strong development value in these items.

### Tasks

The protective surface under all bars and rings must be kept in good condition.

**Risk level:**

Low

**Risk score:**

7

## Finding Photos





### Description

Life expectancy is 8 to 10 years, depending upon volume of users and level of vandalism.

### Tasks

No reasonably practicable action is identified.

Risk level:

■ Very low

Risk score:

■ 0

### Finding Photos



# Multiplay - Toddler

Manufactured by Kompan Ltd



**Risk level:**  
Low

**Risk score as low as possible**

**Remedial tasks:**  
2

## Standards:



EN 1176-1:2017+A1:2023

The item and its surfacing (where applicable) meet with the requirements of the relevant standards.



## Maintenance Finding

### Description

Cap missing.

### Tasks

Replace.

**Risk level:**

Low

**Risk score:**

4

## Finding Photos



### Description

Life expectancy is 8 to 10 years, depending upon volume of users and level of vandalism.

### Tasks

No reasonably practicable action is identified.

Risk level:

■ Very low

Risk score:

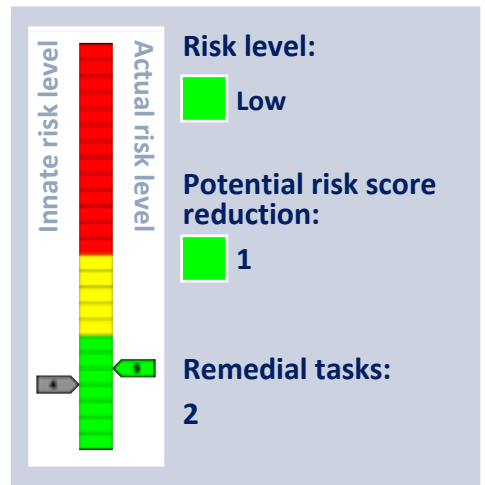
■ 0

### Finding Photos



# Play Feature - Squirrel

Manufactured by (Unknown)



## Standards:



EN 1176-1:2017+A1:2023

The item and its surfacing (where applicable) meet with the requirements of the relevant standards.

## Maintenance Finding

### Description

Timber is decayed.

### Tasks

Check on a routine basis.

Risk level:

Low

Risk score:

5

## Finding Photos



### Description

Life expectancy is 5 to 8 years, depending upon volume of users and level of vandalism.

### Tasks

No reasonably practicable action is identified.

Risk level:

■ Very low

Risk score:

■ 0

### Finding Photos



# Play Tunnel

Manufactured by (Unknown)



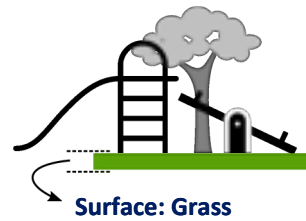
**Innate risk level**

**Actual risk level**

**Risk level:**  
Low

**Risk score as low as possible**

**Remedial tasks:**  
2



## Standards:



EN 1176-1:2017+A1:2023

The item and its surfacing (where applicable) meet with the requirements of the relevant standards.

## Maintenance Finding

### Description

Surface is wearing.

### Tasks

Monitor for significant deterioration and rectify when necessary.

**Risk level:**

Very low

**Risk score:**

2

## Finding Photos



### Description

Life expectancy is 8 to 10 years, depending upon volume of users and level of vandalism.

### Tasks

No reasonably practicable action is identified.

Risk level:

■ Very low

Risk score:

■ 0

### Finding Photos





# Rocker - Seesaw

Manufactured by Kompan Ltd



**Innate risk level**

**Actual risk level**

**Risk level:**  
Low

**Risk score as low as possible**

**Remedial tasks:**  
1



## Standards:

EN 1176-1:2017+A1:2023, EN 1176-6:2017

The item and its surfacing (where applicable) meet with the requirements of the relevant standards.

## Description

Life expectancy is 8 to 10 years, depending upon volume of users and level of vandalism.

## Tasks

No reasonably practicable action is identified.

**Risk level:**

Very low

**Risk score:**

0

## Finding Photos



# Rockers x 2

Manufactured by Kompan Ltd



**Innate risk level**

**Actual risk level**

**Risk level:**  
Low

**Risk score as low as possible**

**Remedial tasks:**  
3



## Standards:

EN 1176-1:2017+A1:2023, EN 1176-6:2017

The item and its surfacing (where applicable) meet with the requirements of the relevant standards.

## Maintenance Finding

### Description

Fixtures loose or missing.

### Tasks

Tighten.

### Note

Foot rests and handle bar frame.

**Risk level:**

Very low

**Risk score:**

3

## Finding Photos



## Maintenance Finding

### Description

There are natural splits / shakes in the timbers.

### Tasks

Monitor and sand back any splintered edges as required.

Risk level:

 Low

Risk score:

 4

### Finding Photos




### Description

Life expectancy is 8 to 10 years, depending upon volume of users and level of vandalism.

### Tasks

No reasonably practicable action is identified.

Risk level:

 Very low

Risk score:

 0

### Finding Photos



# Rotator - Pirouettes x 3

Manufactured by (Unknown)




**Innate risk level**

**Actual risk level**

**Risk level:**  
Low

**Risk score as low as possible**

**Remedial tasks:**  
2



## Standards:

EN 1176-1:2017+A1:2023, EN 1176-5:2019

The item and its surfacing (where applicable) meet with the requirements of the relevant standards.

## Maintenance Finding

### Description

There is wear in the bearings.

### Tasks

Monitor and replace when necessary.

**Risk level:**

Very low

**Risk score:**

3

## Finding Photos





### Description

Life expectancy is 8 to 10 years, depending upon volume of users and level of vandalism.

### Tasks

No reasonably practicable action is identified.

Risk level:

■ Very low

Risk score:

■ 0

### Finding Photos



# Slide - Embankment - Large

Manufactured by G L Jones Playgrounds Ltd




**Innate risk level**

**Actual risk level**

**Risk level:**  
Low

**Risk score as low as possible**

**Remedial tasks:**  
2



## Standards:



EN 1176-1:2017+A1:2023, EN 1176-3:2017

The item is not compliant with the requirements of the relevant standards. The surfacing meets with the requirements of the relevant standards.

## Description

Life expectancy is over 10 years, depending upon volume of users and level of vandalism.

## Tasks

No reasonably practicable action is identified.

**Risk level:**

Very low

**Risk score:**

0

## Finding Photos



## Standard Compliance Finding

---

### Description

The barrier height is below the minimum of 700 mm, when measured from the surface of the platform, stairs or ramp.

### Tasks

The unit was installed prior to the publication of the current standards. There is no requirement to make retrospective changes.

Risk level:



Low

Risk score:



4

### Finding Photos





# Slide - Embankment - Small

Manufactured by (Unknown)




**Innate risk level** (vertical bar from red to green)

**Actual risk level** (vertical bar from red to green, with a green checkmark at the bottom)

**Risk level:**  
Low

**Risk score as low as possible** (green checkmark icon)

**Remedial tasks:**  
2



## Standards:

EN 1176-1:2017+A1:2023, EN 1176-3:2017

The item and its surfacing (where applicable) meet with the requirements of the relevant standards.

## Maintenance Finding

### Description

Bird fouling present.

### Tasks

It is recommended that playground equipment be regularly checked for bird fouling - if found, the affected items should be cleaned with a disinfectant solution.

**Risk level:**  
Very low

**Risk score:**  
3

### Finding Photos



### Description

Life expectancy is 8 to 10 years, depending upon volume of users and level of vandalism.

### Tasks

No reasonably practicable action is identified.

Risk level:

■ Very low

Risk score:

■ 0

### Finding Photos



# Swing - Basket

Manufactured by (Unknown)



**Innate risk level**

**Actual risk level**

**Risk level:**  
Medium

**Risk score as low as possible**

**Remedial tasks:**  
1



## Standards:

EN 1176-1:2017+A1:2023, EN 1176-2:2017

The item and its surfacing (where applicable) meet with the requirements of the relevant standards.

## Description

Life expectancy is over 10 years, depending upon volume of users and level of vandalism.

## Tasks

No reasonably practicable action is identified.

**Risk level:**

Very low

**Risk score:**

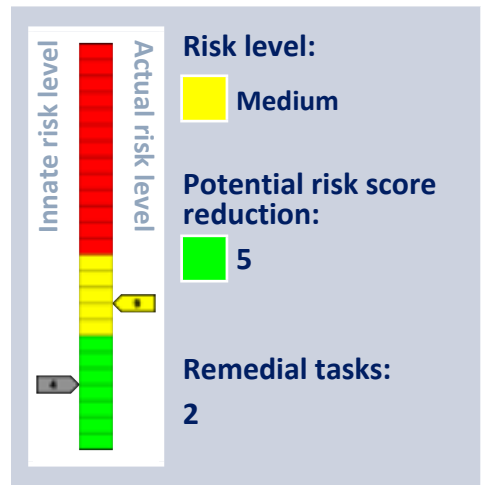
0

## Finding Photos



# Swing - Toddler - 1 Bay 2 Seat

Manufactured by Kompan Ltd



## Standards:



EN 1176-1:2017+A1:2023, EN 1176-2:2017

The item and its surfacing (where applicable) meet with the requirements of the relevant standards.

## Maintenance Finding

### Description

The covers should be removed from the fitting at the top of the chain annually and the shackle bolt should be checked for wear. Check the security of the fittings too.

### Tasks

Replace at 70% of original diameter (30% wear).

**Risk level:**

Medium

**Risk score:**

9

### Finding Photos



### Description

Life expectancy is 8 to 10 years, depending upon volume of users and level of vandalism.

### Tasks

No reasonably practicable action is identified.

Risk level:

■ Very low

Risk score:

■ 0

### Finding Photos





# Carousel - Supernova

Manufactured by Kompan Ltd




**Innate risk level** (vertical bar from red to green)

**Actual risk level** (vertical bar from red to green, with a green arrow pointing to the bottom)

**Risk level:**  
Low

**Risk score as low as possible:**

**Remedial tasks:**  
1



## Standards:

EN 1176-1:2017+A1:2023, EN 1176-5:2019

The item and its surfacing (where applicable) meet with the requirements of the relevant standards.

## Description

Life expectancy is 8 to 10 years, depending upon volume of users and level of vandalism.

## Tasks

No reasonably practicable action is identified.

**Risk level:**  
Very low

**Risk score:**  
0

## Finding Photos



## General Notes

---

The risk scores are calculated by plotting the likelihood of harm against the severity of the injury sustained. The likelihood is given a score of 1 to 5, and the severity is given a score of 1 to 5. In doing this a matrix is produced which gives a numerical assessment of the risk on a score of 1 to 25, and a judgement is made as to which risks are low, which are medium and which are high. Risk scores may be adjusted in the light of experience and therefore may not be exactly as per the table. For example, a score of 7 may be noted.

Risks are calculated in this way:

1. An assessment of the likelihood of harm taking place is made using the numbers 1 to 5, by following these descriptions:
  - a. 1 = Rare
  - b. 2 = Unlikely
  - c. 3 = Moderate
  - d. 4 = Likely
  - e. 5 = Certain
2. An assessment of the severity of the injury sustained is made using the numbers 1 to 5, by following these descriptions:
  - a. 1 = Insignificant
  - b. 2 = Minor
  - c. 3 = Moderate
  - d. 4 = Major
  - e. 5 = Catastrophic
3. The two numbers are multiplied to give a risk score on a scale of 1 to 25.
4. Scores of 1 to 7 inclusive are considered to be low risk and are considered to be tolerable where this is the innate risk of the item, but where remedial works are identified these should be undertaken,
5. Scores of 8 to 12 are considered to be medium risk and some control measures may be identified to reduce the risks to low, tolerable levels,
6. Score of 13 and above are considered to be high risk and urgent action is considered to be necessary to reduce the risks to tolerable levels.



## General Notes

---

It is important to note that where an outcome is catastrophic, but for which the likelihood is rare this will present a score of  $1 \times 5 = 5 =$  low risk. Similarly, a certain event for which the consequence is insignificant will present a score of  $5 \times 1 = 5 =$  low risk. It is important to consider likelihood and consequence, and not just one of the factors in isolation.

The multiplication of the factors into a risk matrix is given here in Table 1, with a judgement made as to risk scoring indicated by colour.

Green = LOW risk, Amber = MEDIUM risk, Red = HIGH risk.

Table 1 – Risk Score Matrix

		Severity				
L i k e l i h o o d		1 Insignifi- cant	2 Minor	3 Moderate	4 Major	5 Catastro- phic
	1 = Rare	1 LOW	2 LOW	3 LOW	4 LOW	5 LOW
	2 = Unlikely	2 LOW	4 LOW	6 LOW	8 MEDIUM	10 MEDIUM
	3 = Moderate	3 LOW	6 LOW	9 MEDIUM	12 MEDIUM	15 HIGH
	4 = Likely	4 LOW	8 MEDIUM	12 MEDIUM	16 HIGH	20 HIGH
	5 = Certain	5 LOW	10 MEDIUM	15 HIGH	20 HIGH	25 HIGH

## General Notes

---

### Inspection Scope

The inspections are undertaken using the RPII's inspection scope.

### Compliance with Standards

Inspections are undertaken with reference to the appropriate standards, which are listed next to each item. Compliance with these standards is not mandatory in law, but it is useful to know whether items comply or not. If we think a change is needed, then this is noted in our report. Non-compliance does not necessarily mean that a change is needed. Where a standard is undated the current version is applied, unless overlap periods are allowed by the standards committee at the time of update. The information provided herein is to assist the owner/operator to fulfil its responsibilities as detailed in the relevant standards. Other standards referenced within the listed standards do not form part of this inspection, unless they are also explicitly listed here.

The listed standards are relevant to all installations of equipment which are publicly accessible, including public parks, pay to play parks, schools, nurseries, public houses, holiday parks, indoor play centres, farm parks and the like. All equipment used in publicly accessible areas should meet with the requirements of the relevant listed standard.

Additionally, EN 1176-7 provides guidance on installation, inspection, maintenance and operation to owners/operators of equipment and ancillary items. In the United Kingdom the National Foreword forms an important part to the understanding and implementation of the recommendations set out in EN 1176-7. It clarifies the application of the document within the UK as best practice guidance, as the document has been used since its initial publication. Therefore the EN 1176-7 contains no requirement in the UK and needs to be read and implemented as guidance, with the use of the terms 'shall' therefore becoming a recommendation, as in the term 'should'.

Domestic equipment falls outside the scope of standards for publicly accessible spaces. Domestic play equipment has its own standard (BS EN 71 – Safety of Toys). Where domestic equipment can be identified this will be acknowledged in the report, but compliance may be assessed to the applicable standard relating to publicly accessible equipment.

When water play items, including spray parks, are inspected any comments concerning compliance within the inspection will refer to EN 1176. We have not assessed these against the requirements of EN 17232 (Water play equipment and features).

Compliance with standards is not always a clear-cut thing. Some interpretation can be needed, and our interpretation may differ from the interpretation of others. In some cases, we may decide not to note non-compliance in cases where we think it may mislead or be unhelpful so to do.



## General Notes

---

### What We Inspect

Annual and Post Installation inspections will take into consideration compliance with current standards and defects related to wear and vandalism. Items not listed in the report have not been included in the inspection. The inspection will cover the playground equipment and the active area (that area which is obviously part of the playground), nominally up to 3.0 metres around, the fence line if closer, or other areas as agreed.

Operational inspections only take into consideration defects related to cleanliness, equipment ground clearances, ground surface finishes, exposed foundations, sharp edges, missing parts, excessive wear (of moving parts), structural integrity, wear and vandalism. Routine visual inspections (if undertaken) relate only to the most obvious defects such as broken or missing parts, vandalism and issues created by severe weather conditions (the intention is to identify hazards created by storm damage).

The inspection is non-dismantling, non-destructive and does not include any structural, toxicology or impact assessments defined in the standard; however, the inspector will undertake a manual test for stability and if equipment fails under manual load, or any other hazard is identified as an unacceptable risk, the owner/operator will be notified as soon as practicably possible.

The inspector will access all reasonably accessible equipment and will assess all reasonably accessible parts above the standing surface. Where it is not possible to access parts of the equipment without employing an alternative means of access the report will record the action required by the owner/operator to ensure the continued safe use of the equipment. Ancillary equipment will be assessed using the inspector's knowledge and experience of the standards named in this document to ensure as far as is reasonably practicable the continued safe use of the items concerned. The owner/operator is responsible for the overall safety of the equipment and area. Inspectors who are trained to use ladders may use them where it is safe to do so, but if members of the public are present on site ladders may not be used to access the equipment.

### What We Don't Inspect

The inspector will not undertake any of the following works unless specifically agreed in writing at the time of order:

Checking the depth and underlying structural integrity of any surface areas and/or carrying out any testing of impact absorbing properties of any surfaces. The identification of any corrosion, rot or other deterioration in any apparatus or equipment other than by an external inspection or the inspection of any equipment (or part thereof) that is underground or beneath the playing surface. Tightening any bolts, hinges or other fixing devices on any apparatus or equipment. Assessing or inspecting any electrical installations contained on any site and/or apparatus and/or equipment. Assessing or inspecting any water supplies and/or water features and/or any associated computerised systems (including carrying out any programming).



## General Notes

---

The owner/operator should have a 'design risk assessment' provided by the manufacturer/designer of the area for the equipment and location in which the facility is installed.

We have inspected without dismantling or destruction and so some aspects of the relevant standards may not be testable on site.

The operator is responsible for managing risks of their provision and is required by law to carry out a 'suitable and sufficient assessment' of the risks associated with a site or activity and this inspection shall be considered as contributing to the operator's discharge of this responsibility.

### **Exposure to Risk**

Exposure to acceptable levels of risk and challenge is essential to children's development and allows them to exercise their right to play. Therefore, it can be judged that levels of risk above low risk can be acceptable. The risk scores shown allow the operator to make a judgement after first considering the benefit of the activity to which the risk score relates.

### **Ownership**

There may be cases where we report issues that are not the site owner's responsibility. It is not necessarily possible for us to determine who owns what, and in any case we need to bring all risks to your attention if they can affect the safety of the site's users.

### **Contemporaneous Findings**

Our report shows the findings at the time of inspection. Subsequent events may affect the condition of the site. Suggested remedial actions are based upon our knowledge and experience. The owner/operator should seek the advice of the manufacturer or a competent person when undertaking repairs and/or modifications to equipment.

### **Timber**

Where timbers are set into the ground it is not always possible to determine levels of decay. The owner/operator should ensure it conducts appropriate inspections to identify decay before it becomes a problem.

We can undertake more in-depth testing of your playground timbers using resistance penetration.

Timber is known to decay from the inside out. This makes it very important that you ensure proper testing and inspection is undertaken of your playground timbers, especially where defects may be hidden inside the structures. Testing using resistance penetration can help to identify defects before they become outwardly apparent, but can also confirm the condition of good timbers to prevent premature replacement with its associated costs. The testing is undertaken using a specialist machine, which uses electronically controlled drill resistance measurement. The drill is fine enough that it does not cause permanent damage to reduce the lifespan of the equipment.

Please contact us for pricing and further information.

### **Planting and Trees**

Where planting or trees are mentioned in our report, please be advised that we do not undertake any arboricultural, horticultural or toxicological assessment of suitability or condition. You must ensure you undertake suitable inspections from an appropriate expert.



## General Notes

### How This Inspection Contributes to Your Annual Main Inspection

The owner/operator is responsible for following the guidance of the relevant standards. The standards give guidance on the installation, inspection, maintenance and operation of the various types of facility. The inspection guidance is listed in Table 1, with an indication of which parts will be included in your RoSPA inspection [the items in the first column are the items which comprise an “Annual Main Inspection”, the second column shows which elements form part of a RoSPA inspection, items with a cross are not included, some items may have limitations as shown in the notes to the Table 1). The standards also contain additional parts which the owner/operator should follow.

**Table 1**

Inspection Recommendations of relevant standards These form the Annual Main Inspection	Included in RoSPA Inspection?
6.1 d) Overall levels of safety of equipment (see note 1)	✓ [1]
6.1 d) Overall levels of safety of foundations (see note 1)	✓ [1]
6.2 d) Overall levels of safety of playing surfaces (see note 2)	✓ [2]
6.1 d) Compliance with the relevant parts of the standard and or risk assessment (see note 3)	✓ [3]
6.1 d) Effects of weather	✓
6.1 d) Presence of rot, decay or corrosion (see note 1)	✓ [1]
6.1 d) Assessment of repairs made or added or replaced components (see note 4)	✓ [4]
6.1 d) Excavation or dismantling/additional measures	✗
6.2.1 Assessment of glass reinforced plastics (see note 5)	✓ [5]
6.2.1 Inspection of one post equipment (see note 1)	✓ [1]
6.2.4 Undertaking the Operators inspection protocol	✓
6.2 c) Presence of rot or corrosion (see note 2)	✓ [2]
6.2 c) Assessment of repairs made/added or replaced components (see note 5)	✗
<p>N.B. The clause numbers above are taken from BS EN 1176-7:2020. The content is equally applicable to all other relevant standards. Playgrounds contains a range of equipment from different manufacturers and installed over a number of years; operators should implement any guidance provided by the manufacturer. Item specific detail is not readily available to RPII Playground Inspectors, whose report contributes to the operator’s overall Annual Main Inspection as details in the relevant standard.</p> <p>Notes</p> <p>[1] A manual test only is undertaken for stability. Wear and instability are only detectable where readily apparent without dismantling or destruction and without the use of tools, excavation or specialist equipment. Rot and corrosion are tested for with a hammer and/or steel rod. Decay in timber may exist which can only be found with specialist equipment. We therefore cannot be held responsible for the presence of such decay.</p> <p>[2] Only the visible condition and dimensional compliance of surface extent is considered. Neither testing of impact attenuating properties nor measurement of the thickness of bound surfaces are undertaken on annual inspections. We can conduct impact testing for additional fees.</p> <p>[3] The inspection assesses compliance where this can be tested on site using manual methods without dismantling, destruction and without the use of tools or specialist equipment</p> <p>[4] The operator should use manufacturer’s recommended parts, or equivalent. We are unable to verify if such parts have been used, and any subsequent change in quality or performance</p> <p>[5] Visible glass fibres will be noted in reports. The operator is responsible for repairs or replacement.</p>	

# EN 1176 Notes – Summary of Requirements

---

## PROTECTION AGAINST INJURIES IN THE FREE SPACE

- \* No obstacles in the minimum space (other than structures to assist or safeguard the user)
- \* Traffic flows should not go through the minimum space

## PROTECTION AGAINST INJURIES IN THE FALLING SPACE

- \* Free height of fall should not exceed 3m \* No obstacles in the falling space \* Platforms with fall heights of more than 1m between them require surfacing

## PROTECTION AGAINST INJURIES DUE TO OTHER TYPES OF MOVEMENT

- \* No unexpected obstacles

## SURFACING SAFETY REQUIREMENTS

- \* Surfacing should have no sharp edges or protrusions \* Loose fills should be 100mm more than the depth required to meet the HIC reading (usually 200mm) \* Hard surfaces should only be used outside where children fall \* Testable Impact absorbing surfaces if falls over 600mm are possible. Topsoil or turf may be used up to 1m

## DESIGN AND MANUFACTURE

- \* The equipment must be suitable for the user and risks should be identifiable by the child \* Accessibility: adults must be able to gain access to help children \* Grip requirements: permitted diameter 16 - 45mm (i.e. overhead bars) \* Grasp requirements: maximum diameter 60mm (e.g. handrails on steps)

- \* Requirements for easily accessible equipment

## FINISHING

- \* Timber species and synthetics should be splinter resistant \* No protrusions or sharp-edged components \* Bolts should not protrude by more than 8mm \* Corners, edges or projecting parts over 8mm should have a 3mm radius. \* No hard and sharp-edged parts (e.g. razor blade effect caused by sheet steel) \* No crushing or shearing points
- \* Connections should not come loose by themselves and should resist removal. \* Timber connections should not rely solely on screws or nails. \* Leaking lubricants should not stain or impair the safety of the equipment

## FIBRE ROPES

- \* Conform to EN 701 or 919 or have a material and load certificate
- \* Ropes used by hands shall have a soft, non-slip covering

## WIRE ROPES

- \* Non-rotating and corrosion resistant with no splayed wires outside the ferrule \* Wire connector clip threads should protrude less than 8mm \* Turnbuckles should be enclosed, have a loop at each end and be secured

## CHAINS

- \* Maximum opening of individual links: 8.6mm in any one direction.
- \* Connecting links between chains must be less than 8.6mm or over 12mm

## SWINGING SUSPENDED ROPES

- \* Not combined with swings in the same bay \* Less than 2m long: over 600mm from static parts; over 900mm from swinging parts \* 2m - 4m long: over 1000mm from anything \* Diameter: 25 - 45mm

## CLIMBING ROPES

- \* Anchored at both ends and movement less than 20% of rope length
- \* Single climbing rope diameter: 18 - 45mm (nets comply with Grip requirements)

## ENTRAPMENTS

- \* Entrapment: a place from which children cannot extricate themselves unaided There are six probes: the Torso Probe, the Large Head Probe, The Small Head probe, the Wedge Probe and the two Finger Rods. There is a toggle test to reduce the dangers of clothing toggles being caught on slides, fireman's poles and roofs, and a ring gauge to test for rocker hand/foot rest protrusions.

## BRIDGES

- \* The space between the flexible bridge and rigid sides should be not less than 230mm

## ENTRAPMENT OF FEET AND LEGS

- \* Inclined planes (not suspension bridges) less than 38° should have no gaps over 30mm
- \* There are no requirements for suspension bridge gaps other than the main entrapment requirements

## FINGER ENTRAPMENTS

- These occur in: 1. gaps where child's movement may cause a finger to become stuck; 2. open-ended tubes; 3. moving gaps
- \* Tube ends should be securely enclosed and removable only with tools
  - \* Moving gaps should not close to less than 12mm

## BARRIERS AND GUARD-RAILS

- \* Hand-rail: a rail to help the child balance \* Guard-rail: a rail to prevent children falling \* Barrier: a guard-rail with non-climbable in-fill

## HAND-RAILS

- \* Where required they should be between 600 and 850mm above the standing surface

## EQUIPMENT FOR UNDER 3'S

- \* Platforms over 600mm require a barrier with a minimum height of 700mm high + impact absorbing surfacing

## EQUIPMENT FOR OVER 3'S

- \* Platforms up to 1000mm: No barriers or guard-rails required + impact absorbing surface over \* Platforms 1000-2000mm: 600 - 850mm high guard-rail + impact absorbing surfacing \* Platforms 2000-3000mm: 700mm high barrier + impact absorbing surfacing \* No bars, infills or steps which can be used as steps. Tops should discourage standing or sitting

## MEANS OF ACCESS

- The main change in this area is that the probes should now be applied to accesses. All means of access should have no entrapments; be securely fixed; be level to  $\pm 3^\circ$  (ramps across width) and have a constant angle. It does not refer to agility equipment used as an access i.e. arched climbers, scramble nets. There are specific measurements for ladders, stairs and ramps.

# EN 1176 Notes – Summary of Requirements

---

## SWINGS

The main changes relate to requirements for new types of swings, dimensions and surfacing areas.

### REQUIREMENTS

\* No all rigid suspension members (i.e. solid bar top to bottom) \* Design should be principally for use by seated children (RoSPA interpretation) \* Two seats per bay maximum. Do not mix cradle and flat seats in same bay \* Some types of swings have slightly different requirements. Information should be obtained from the supplier \* Single point swing chains should not twist round each other \* Single point swings require a secondary bearing support mechanism

### DIMENSIONS

\* Minimum ground clearance at rest: 350mm (400mm for single point swings and tyres) \* No maximum seat surface height but RoSPA recommends a max. height of 635mm for cradles and flat seats \* Distance between seat and frame: 20% of swing suspension + 200mm \* Distance between seats: 20% of the swing suspension + 300mm \* Pivot splay (separation distance) at crossbar: width between seat fixings plus 5% of swing suspension length

### SITING

\* Swing sets for young children should be separated from those for older children and sited to avoid cross traffic

### SURFACING REQUIREMENTS

Forward and Back

\* Different areas for synthetic and loose-fill surfaces in a box or pit. Measurements each way are: 1. synthetic: 0.867 x length of suspension member + 1.75m 2. loose-fill: 0.867 x length of suspension member + 2.25m

Side width

\* Seat width no greater than 500mm: 1.75m minimum (i.e. .875m each way from seat centre)

\* Areas for two seats in one bay may overlap providing the distance between seats is correct

Single point swings

\* Circular area with a radius equal to the Forward and Backward figure for other swings

## SLIDES

### SAFETY REQUIREMENTS

\* Free-standing slides: the max. vertical height which a stairway can reach without a change of direction is 2.5m. \* Starting section at the top of each chute: length 350mm minimum, zero to 5° downwards at the centre line.

N.B. This can be the platform if the slide is attached to it \* If the starting section is over 400mm long, platform requirements apply \*

From a platform, the gap to the slide is the same width as the slide \* Attachment slides over 1m free fall height should have starting section barriers 500mm min. high at one point \* Attachment slides over 1m FFH should have a guard-rail across the entrance at a ht. of between 700-900mm

Sliding sections

\* Maximum angle: 60° at any one point and an average of 40° \* The width of open and straight slides over 1500mm long should be less than 700mm or greater than 950mm \* Spiral or curved slides should have a width less than 700mm

RUN -OUTS

\* Run-outs of at least 300mm are required if the sliding section is under 1.5m long. \* Additional requirements are required for different types of slides \* Average angle of run-outs: DIN type 10° (BS type) 5° (both downwards) \* Height of run-out: Less than 1.5m sliding length: max. 200mm. Greater than 1.5m sliding length: max. 350mm \* Users should come to a stop on the run-out section (BS type only)

\* Chutes should have a side height related to the fall height: 1.2m: 100mm minimum : 1.2m - 2.5m: 150mm minimum : Over 2.5m: 500mm minimum

\* Maximum side angle from slide bed: 30° \* Tops of sides should be rounded or radiused to at least 3mm \* Tunnel slides should be a minimum 750mm high and 750mm wide \* Tunnels should start on or at the end of the starting section and be continuous over the sliding section only

### SURFACING REQUIREMENTS

Normal distances except for the run-out which should be: \* DIN type: 1m each side and 2m beyond (or just 1.5m beyond for short slides) \* BS type: 1m each side and 1m beyond

## CABLE RUNWAYS

### SAFETY REQUIREMENTS

\* Stop at end should progressively slow down the traveller \* Traveller should not be removable except with tools \* No access to internal mechanism \* Suspension mechanism: flexible, exclude risk of strangulation or be at least 2m above the ground in the middle \* Where children hang by the hands, the grip should not be enclosed (i.e. a loop)

\* Climbing should be discouraged onto the grip \* Children should be able to get off the seat at any time (i.e. no loops or straps) \*

Maximum loaded (69.5kg) speed is 7m per second \* If two cables are placed parallel the min. distance between them is 2m

### IMPACT AREAS

\* 2m either side of main cable

## ROTATING ITEMS

The main changes are in clearer separation into different types. A change in the clearance between the underside and the ground will affect older items. The change should provide greater safety. NOTE: Rotating items under 500mm diameter are excluded from these requirements

### SAFETY REQUIREMENTS

\* Maximum free height of fall: 1000mm (For overhead items: 1500 - 3000mm) \* Max. speed at periphery under reasonable use: 5m per second. As no method is given, this cannot be tested \* Hand grips should be between 16 - 45mm

### SPECIFIC REQUIREMENTS

There are specific requirements for different types of roundabout. The two most common ones are:

Platform roundabouts:





# EN 1176 Notes – Summary of Requirements

---

\* Platforms should be circular and enclosed \* All parts should revolve in the same direction \* No super-structure over the edge of the platform \* Mechanism should be enclosed \* Height between underside and ground 60 – 110mm for 300mm in \* Protective skirts should be of rigid material and have no burrs or other defects \* The bottom edge should be flared towards the inside or protected Giant revolving discs

\* Clearance of underside at lowest point: 300mm \* Max. platform height: 1m \* Free space: 3m \* Upper surface should be continuous, smooth and with no handles or grips \* Underside should be continuous, smooth and without any radial variations (i.e. spokes) or indentations

## MINIMUM SPACE

\* Free space: Horizontal: 2m all round \* Vertical head clearance from platform: sitting 1.5m ; standing 1.8m \* Small rotating items under 500mm diameter are excluded but RoSPA suggests as for rocking items

## SURFACING REQUIREMENTS

\* There are no special extra requirements for surfacing areas \* Surfaces should be continuous underneath and level

## ROCKING ITEMS

### DEFINITIONS

\* Rocking equipment which can be moved by the user and is supported from below

\* Damping: any movement restricting device. (N.B. Springs are treated as self-damping)

### SAFETY REQUIREMENTS

\* Throughout the range of movement gaps in all accessible joints should be under 12mm \* Progressive restraint at extremity of movement is required \* Foot rests should be provided where the ground clearance is less than 230mm \* Hand grips should be provided for each seat or standing position

\* Foot rests and hand grips should be firmly fixed and non-rotating \* Hand grip diameter: 16 - 45mm (for toddler items: 30mm maximum) \* Right -angled corners on moving equipment should be 20mm radius min. (e.g. a bird's beak)

### MINIMUM SPACE

\* 1000mm between items at maximum movement.

### SURFACING REQUIREMENTS

There are no special extra requirements for surfacing areas

## INSTALLATION, INSPECTION, MAINTENANCE AND OPERATION

### SAFETY

\* Appropriate safety systems must be established by the operator \* No access should be allowed to unsafe equipment or areas \* Records should be kept by the playground operator \* Effectiveness of safety measures should be assessed annually \* Signs should be provided giving owner details and emergency service contact points \* Entrances for emergency services should be freely accessible \* Information on accidents should be kept (RoSPA has a suitable form)

\* Staff and users should be safe during maintenance operations

### INSPECTION

\* Manufacturers will recommend the inspection frequency although some sites may need a daily check

Frequency

Routine visual inspections: identification of hazards from vandalism, use or weather conditions (RoSPA recommends a recorded daily or weekly inspection) Operational inspection: every 1 -3 months or as recommended. Checks operation, stability, wear etc. Annual main inspection: checks long-term levels of safety

\* An inspection schedule should be prepared for each playground, listing components and methods

\* Appropriate action should be taken if defects are noted

### ROUTINE MAINTENANCE

\* Basic routine maintenance details should be supplied by the manufacturer

### CORRECTIVE MAINTENANCE

\* This covers remedial work and repairs as required \* Alterations should only be carried out after consultation & agreement with the supplier or a competent person



---



Playsafety Ltd  
78 Shrivenham Hundred Business Park  
Watchfield  
SWINDON  
SN6 8TY  
+44 (0)1793 317470

Playsafety Ltd is licensed by RoSPA to trade as RoSPA Play Safety  
© Playsafety Ltd